

ROYPOW TECHNOLOGY CO., LTD. has a policy of improving products continuously. All the information in this catalogue is provided for reference only. We reserve the right to make revisions as well as product alterations and improvements at any time without prior notice. Trademarks are the property of ROYPOW TECHNOLOGY CO., LTD. or their respective owners. Technical data and illustrations are not binding. We assume no liability for misprints.

Version: May 29, 2024 Commercial & Industrial Energy Storage Systems



ROYPOW Technology Co., Ltd.

Tel: +86 (0)752-327 9099

Email: sales@roypow.com
service@roypow.com
marketing@roypow.com

Web: www.roypow.com

Add: ROYPOW Industrial Park, No. 16, Dongsheng South Road, Chenjiang Street, Zhongkai High-Tech District, Huizhou City, Guangdong Province, China

ROYPOW (USA) Technology Co., Ltd.

Tel: +1 512 688 5555 (Texas Office)

Email: sales@roypowusa.com

Service Support: +1 626 269 0547
Email: service@roypowusa.com

Web: www.roypow.com

Head Office: 5901 Triumph St, Commerce, CA 90040, USA

Texas Office: 2350 Campbell Creek Blvd #100 Richardson, TX 75082, USA

Florida Office: 277 Douglas Avenue, Unit 1004, Altamonte Springs, FL 32714, USA

Indiana Office: 5545 W Raymond St, Ste H Indianapolis, IN 46241, USA

Georgia Office: 1150 Cobb International Pl NW Ste E, Kennesaw, GA 30152, USA

ROYPOW Technology UK Limited

Tel: +44 (0) 7918 955 940

Email: sales.uk@roypow.com

Add: Regus Green Park, 200 Brook Dr, Reading RG2 6UB, UK

ROYPOW Battery Technology (Pty) Ltd

Email: sales.za@roypow.com

Tel: +27 71 434 3769

Add: 53 Lake Rd, Longmeadow Business Estate, Edenvale, 1609, South Africa

ROYPOW (Europe) Technology B.V.

Email: sales.eu@roypow.com

Tel: +31 702 001 114

Web: www.roypoweurope.com

Add: Seattleweg 1, 3195 ND, Pernis, The Netherlands

ROYPOW Australia Technology Pty Ltd

Email: sales@roypowtech.com.au

Tel: +61 29185 0814

Web: www.roypowtech.com.au

Add: Suite 803a, 18 Orion Road, Lane Cove, NSW, 2066, Australia

ROYPOW Technology GmbH

Tel: +49 (0) 176 2358 8956

Email: sales.de@roypow.com

Web: www.roypow.gmbh

Add: Rosa-Parks-Straße 4, 64295 Darmstadt, Germany

ROYPOW株式会社

Tel: +81 090 7092 6969

Email: info@roypow.co.jp

Web: www.roypow.co.jp

Add: 〒271-0094 千葉県松戸市上矢切299-7

ROYPOW Technology Co., Ltd (Korea)

Tel: 1555-2016

Email: sales.kr@roypow.com

Add: 2405, GIDC Gwangmyeong station A Dong, 43 Iljik-ro, Gwangmyeong-si, Gyeonggi-do, Korea



One-Stop C&I ESS Provider

Commercial & Industrial Energy Storage Systems

Unlock Great Power
& Profit for Your Projects



✉ sales@roypow.com


🌐 www.roypow.com



Scan it!

ROYPOW C&I ESS Solutions

Committed to providing cutting-edge energy storage solutions to the world, ROYPOW has developed safe, efficient, and economical commercial and industrial energy storage systems for the growing demands, helping to optimize the energy structure, enhance the reliability of the power system, reduce the cost of energy use, etc.



The solutions include:



DG Mate Series DG + ESS Solution

Designed to work with the diesel generators and make them more efficient and energy-saving. It can powerfully save more than 30% of fuel consumption, significantly saving your total cost of ownership for C&I energy applications.



PowerCompact Series Mobile Energy Storage System

Integrated with powerful technologies and functions into a compact, easy-to-transport cabinet for small and medium commercial and industrial sites. The power and capacity can be customized to fit specific demands.



EnergyThor Series Liquid Cooling Energy Storage System

Equipped with advanced liquid cooling technologies, it guarantees an extended battery life and features high efficiency, enhanced safety, and flexible scalability. Designed to fit the needs of C&I self-consumption projects, small power plants, and more.

Orange / Yellow / Gray Optional

DG + ESS Solutions

Makes Diesel Generator Set Energy Saving and Efficient

Saving **30%+** Fuel Consumption



Why DG Mate Series?

High Power Motors

have been widely used in industries such as construction, mechanical manufacturing, mining, rail transit, petrochemical, etc.



How to choose a DG

Assumed load: **Peak Power: 530 kW**, **Rated power: 200 kW**

Traditional Proposal

If a Diesel Generator is adopted as power source:



Initial Overpurchase for a high power DG is necessary to match the maximum starting current of the motors



High Fuel Consumption is certain because of frequent motor starts and long-term operation at low power



Capacity Expansion is not possible for the conventional diesel generators



High Maintenance Costs due to frequent motor starts and high inrush current



Not suitable due to the high starting current of the load

ROYPOW Proposal



Hybrid Solution



No need to purchase high capacity DG due to the mutual power output from X250KT



Lower initial investment for a low-power DG



Lower fuel consumption



Support multiple DGs working in parallel



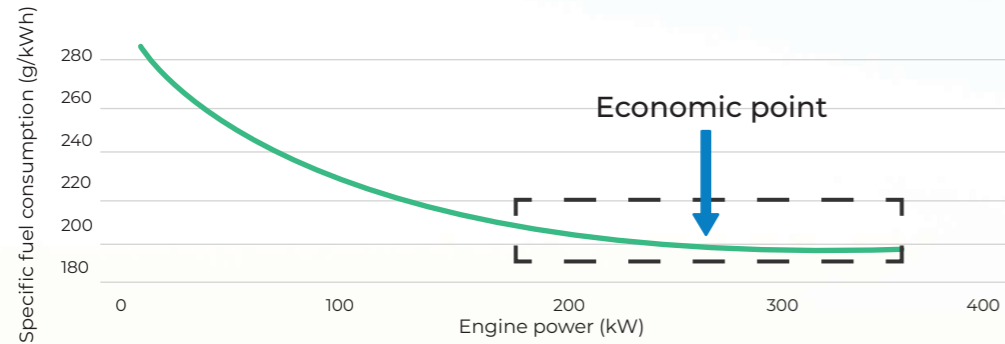
Lower maintenance costs

X250KT

250 kW Output
Diesel Generator + Energy Storage System Solution

30% Savings on Diesel Fuel Consumption

ROYPOW X250KT intelligently and efficiently manages the output power of the engine at 50% to 70% of the rated power of the DG, ensuring that the DG operates at the lowest fuel consumption rate and helping achieve fuel consumption reduction.



Relationship between engine power and fuel consumption

250 kW Output

ROYPOW X250KT supports up to 250 kW continuous power output for 30 seconds to address the issues of high motor startup currents and load impacts, extending the lifespan of diesel generators, reducing failure rates, and decreasing maintenance frequency and costs.

Advantages of X250KT DG + ESS Solution



All-In-One
Integrated Battery + SEMS + SPCS



Hybrid Mode
Uninterrupted Power Supply



AC-Coupling
Connect to Diesel Generators, Grid, and PV



Up to 4 Sets in Parallel
Scalable Power and Capacity to Support Demanding Load



Load Sharing
Synchronize the Output Power with DG



Intelligent Management
Remote Monitoring via App and Web



Rapid Deployment
Support Lifting and Forklift Transportation



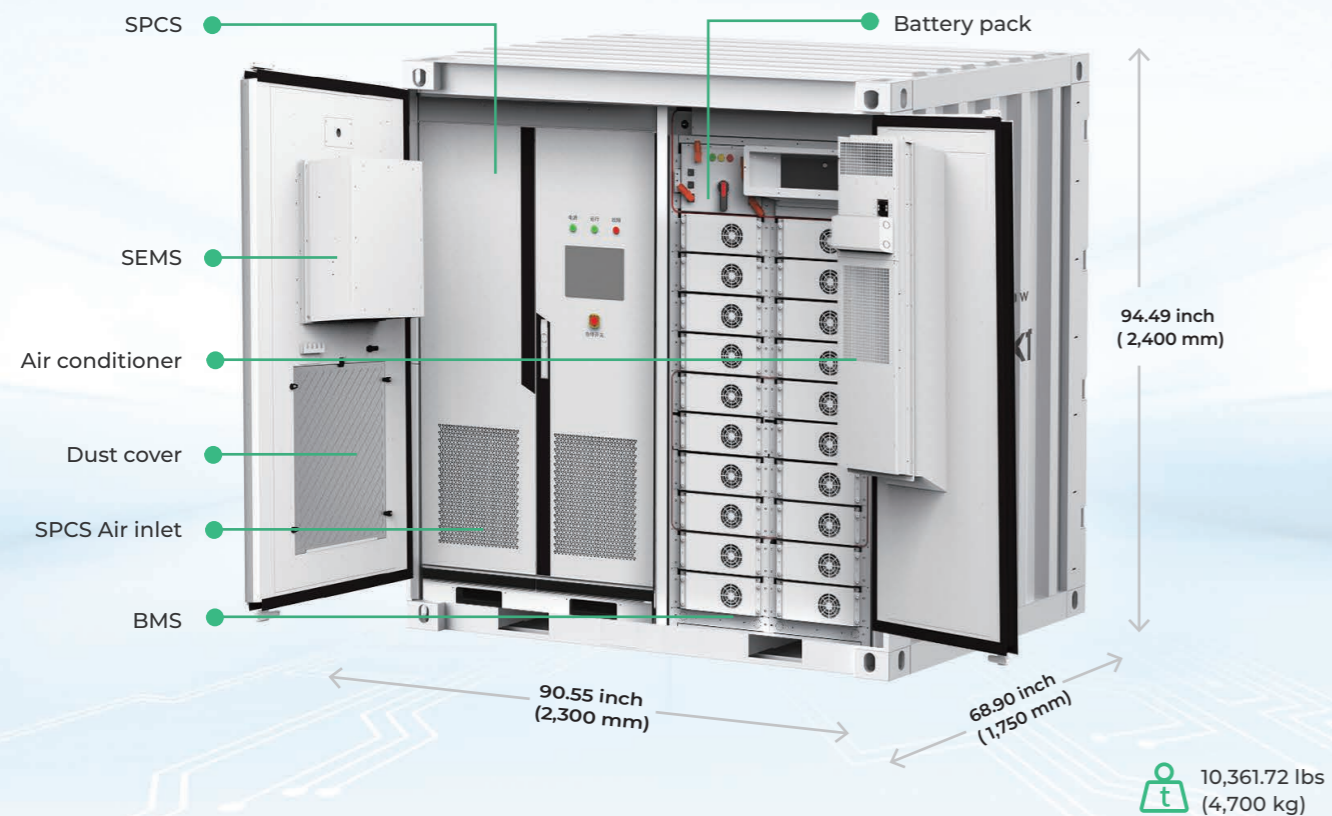

Plug and Play
No Additional Complex Installation Required



Excellent Adaptability
Stable Performance in Harsh Environments



Saving
30%+
Fuel Consumption



Technical Specifications

Orange / Yellow / Gray Optional

Model	X250KT-U/A	X250KT-E/A
AC Output Data (On-grid Mode)		
Rated Power	150 kW	150 kW
Max. Rated / Apparent Power	250 kW / 280 kVA ^[1]	250 kW / 280 kVA ^[1]
Rated Voltage	480 V (±15%)	400 V (±15%)
Rated Current	183 A	220 A
Grid Frequency	60 Hz	50 Hz
AC Connection	3 W + N	3 W + N
THDI	≤ 3%	≤ 3%
Power Factor	-1 ~ +1	-1 ~ +1
AC Output Data (Off-grid Mode)		
Rated Power	250 kW	250 kW
Max. Rated / Apparent Power	250 kW / 250 kVA ^[1]	250 kW / 250 kVA ^[1]
Rated Voltage / Frequency	480 V / 60 Hz	400 V / 50 Hz
THDV (Linear Load)	≤ 3%	≤ 3%
Battery Data		
Battery Chemistry	LiFePO ₄	LiFePO ₄
Nominal Energy	153.6 kWh	153.6 kWh
Working Voltage Range	600V ~ 876V	600 V ~ 876 V
Nominal Charging Current	100 A	100 A
Nominal Discharging Current	200 A	200 A
Max. Discharging Current	300 A	300 A
DOD	90%	90%
Compatible Diesel Generator		
Rated Power	≤ 400 kVA	≤ 400 kVA
Rated Voltage	480 V	400 V
Rated Frequency	60 Hz	50 Hz
General		
Parallel Capable	Yes (Up to 4)	Yes (Up to 4)
EMS	SEMS3000 12 inch LCD Touch Panel	SEMS3000 12 inch LCD Touch Panel
Ingress Rating	NEMA 3R	IP54
Topology	Transformer	Transformer
Working Temperature	-4 ~ 131°F (-20 ~ 55°C)	-4 ~ 122°F (-20 ~ 50°C)
Storage Temperature	-40 ~ 149°F (-40 ~ 65°C)	-40 ~ 149°F (-40 ~ 65°C)
Relative Humidity	5 ~ 95% (No condensing)	5 ~ 95% (No condensing)
System Noise	<65 dB	<65dB
Cooling	Intelligent temperature control (Battery room) Air cooling (Inverter room)	Intelligent temperature control (Battery room) Air cooling (Inverter room)
Fire Suppression System	Included	Included
Altitude	5,000 (>3,000 derating)	5,000 (>3,000 derating)
Certifications	UL1973 / UL1741 / UL9540A / FCC Part 15 Class B / UN38.3	CE / UN38.3
Dimensions, LxWxH	90.55 x 68.90 x 94.49 inch (2,300 x 1,750 x 2,400 mm)	
Weight	10,361.72 lbs (4,700 kg)	

[1] Depends on the output power of the battery system. All pictures shown are for reference only and data are based on ROYPOW standard test procedures. Actual performance may vary according to local conditions. Only authorized personnel are allowed to operate or make adjustments to the batteries. We reserve the right to make revisions as well as product alterations and improvements at any time without prior notice.

X130KT

130 kW Output
Diesel Generator + Energy Storage System Solution



All-In-One

Integrated Battery + SEMS + SPCS



Rapid Deployment

Support Lifting and Forklift Transportation



AC-Coupling

Connect to Diesel Generators, Grid, and PV



Up to 4 Sets in Parallel

Scalable Power and Capacity to Support Demanding Load



Plug and Play

No Additional Complex Installation Required



Intelligent Management

Remote Monitoring via App and Web



4409.2 lbs (2,000 kg)

Saving 30%+
Fuel Consumption

Technical Specifications

Orange / Yellow / Gray Optional

Model	X130KT-U/A	X130KT-E/A
AC Output Data (On-grid Mode)		
Rated Power	130 kW	130 kW
Apparent Power	145 kVA	145 kVA
Rated Voltage	480 V (±15%)	400 V
Rated Current	156 A	187 A
Grid Frequency	60 Hz	50 Hz
AC Connection	3 W + N	3 W + N
THDI	≤ 3%	≤ 3%
Power Factor	-1 ~ +1	-1 ~ +1
AC Output Data (Off-grid Mode)		
Rated / Apparent Power	130 kW / 145 kVA	130 kW / 145 kVA
Rated Voltage / Frequency	480 V / 60 Hz	400 V / 50 Hz
THDV (Linear Load)	≤ 3%	≤ 3%
Battery Data		
Battery Chemistry	LiFePO ₄	LiFePO ₄
Nominal Energy	153.5 kWh optional	153.5 kWh optional
Nominal Charging Current	50 A	50 A
Nominal Discharging Current	100 A	100 A
Working Voltage Range	600 V ~ 876 V	600 V ~ 876 V
Max. Output Power	230 kW (180 Sec)	230 kW (180 Sec)
DOD	90%	90%
Compatible Diesel Generator		
Rated Power	≤ 300 kVA	≤ 300 kVA
Rated Voltage	480 V	400 V
Rated Frequency	60 Hz	50 Hz
General		
Parallel Capable	Yes (Up to 4)	Yes (Up to 4)
EMS	SEMS3000 12 inch LCD Touch Panel	SEMS3000 12 inch LCD Touch Panel
Ingress Rating	NEMA 3R	IP54
Topology	Transformer	Transformer
Working Temperature	4 ~ 131°F (-20 ~ 55°C)	4 ~ 122°F (-20 ~ 55°C)
Storage Temperature	104 ~ 149°F (-40 ~ 65°C)	104 ~ 149°F (-40 ~ 65°C)
Relative Humidity	5 ~ 95% (No condensing)	5 ~ 95% (No condensing)
System Noise	<65 dB	<65 dB
Cooling	Intelligent temperature control (Battery room) Air cooling (Inverter room)	
Fire Suppression System	Included	Included
Altitude	5,000 (>3,000 derating)	5,000 (>3,000 derating)
Certifications	UL1973 / UL1741 / UL9540A / FCC Part 15 Class B / UN38.3	CE / UN38.3
Dimensions, W x H x D	1,750 x 2,000 x 2,400 mm (68.89 x 78.74 x 94.48 inch)	
Weight	2,000 kg (4,409 lbs)	

All pictures shown are for reference only and data are based on ROYPOW standard test procedures. Actual performance may vary according to local conditions. Only authorized personnel are allowed to operate or make adjustments to the batteries. We reserve the right to make revisions as well as product alterations and improvements at any time without prior notice.

X65KT

65 kW Output
Diesel Generator + Energy Storage System Solution



All-In-One

Integrated Battery + SEMS + SPCS



Rapid Deployment

Support Lifting and Forklift Transportation



AC-Coupling

Connect to Diesel Generators, Grid, and PV



Up to 4 Sets in Parallel

Scalable Power and Capacity to Support Demanding Load



Plug and Play

No Additional Complex Installation Required



Intelligent Management

Remote Monitoring via App and Web



2866.0 lbs (1,300 kg)

Saving 30%+
Fuel Consumption

Technical Specifications

Model	X65KT-U/A	X65KT-E/A
AC Output Data (On-grid Mode)		
Rated Power	65 kW	65 kW
Apparent Power	71.5 kVA	71.5 kVA
Rated Voltage	480 V (±15%)	400 V
Rated Current	79 A	95 A
Grid Frequency	60 Hz	50 Hz
AC Connection	3 W + N	3 W + N
THDI	≤ 3%	≤ 3%
Power Factor	-1 ~ +1	-1 ~ +1
AC Output Data (Off-grid Mode)		
Rated / Apparent Power	65 kW / 71.5 kVA	65 kW / 71.5 kVA
Rated Voltage / Frequency	480V / 60Hz	400V / 50Hz
THDV (Linear Load)	≤3%	≤3%
Battery Data		
Battery Chemistry	LiFePO ₄	LiFePO ₄
Nominal Energy	76.8 kWh	76.8 kWh
Nominal Charging Current	50 A	50 A
Nominal Discharging Current	100 A	100 A
Working Voltage Range	600 V ~ 876 V	600 V ~ 876 V
Max. Output Power	65 kW	65 kW
DOD	90%	90%
Compatible Diesel Generator		
Rated Power	≤120 kVA	≤120 kVA
Rated Voltage	480 V	400 V
Rated Frequency	60 Hz	50 Hz
General		
Parallel Capable	Yes (Up to 4)	Yes (Up to 4)
EMS	SEMS3000 12 inch LCD Touch Panel	SEMS3000 12 inch LCD Touch Panel
Ingress Rating	NEMA 3R	IP54
Topology	Transformer	Transformer
Working Temperature	4 ~ 131°F (-20 ~ 55°C)	4 ~ 122°F (-20 ~ 55°C)
Storage Temperature	104 ~ 149°F (-40 ~ 65°C)	104 ~ 149°F (-40 ~ 65°C)
Relative Humidity	5 ~ 95% (No condensing)	5 ~ 95% (No condensing)
System Noise	<65 dB	<65 dB
Cooling	Intelligent temperature control (Battery room) Air cooling (Inverter room)	
Fire Suppression System	Included	Included
Altitude	5,000 (>3,000 derating)	5,000 (>3,000 derating)
Certifications	UL1973 / UL1741 / UL9540A / FCC Part 15 Class B / UN38.3	CE / UN38.3
Dimensions, W x H x D	45.27 x 78.74 x 49.21 inch (1150 x 2000 x 1250 mm)	
Weight	2,866 lbs (1,300 KG)	

All pictures shown are for reference only and data are based on ROYPOW standard test procedures. Actual performance may vary according to local conditions. Only authorized personnel are allowed to operate or make adjustments to the batteries. We reserve the right to make revisions as well as product alterations and improvements at any time without prior notice.

Mobile Commercial & Industrial Energy Storage Systems

Easier Transportation,
Faster Deployment,
Reliable Supply.



Advantages of Mobile Energy Storage System



Zero Compromise

Advanced energy-dense lithium iron phosphate technologies ensure maximized available power in the smallest package. Meets NFPA855, EN50549, and UL standards.



Compact Design

A compact 1.2 m³ design makes this series the ideal power solution where space on site is premium. Up to 2 units for parallel use.



Efficient Transportation and Deployment

4 lifting points and fork pockets on every side ensure the ROYPOW power packs can be easily and safely maneuvered to wherever you need it.



Built to Last


With a robust enclosure, the PowerCompact series provides maximum protection and durability and withstands the toughest applications for secure power.




Flexible Charging

Compatible with multiple charging sources, including diesel generators, the grid, and PV.

PowerCompact Series System Composition



 ≤ 771.6 lbs
(≤ 350 kg)

Specifications

 Orange / Yellow / Gray Optional

Model	X8KS-U	X8KS-E
AC Output (Discharging)		
Rated Power	8 kW	8 kW (5 kW/10kW Optional)
Rated Voltage / Frequency	120 / 240 V (Split-phase) / 60 Hz	220 / 230 / 240 VAC 50 / 60 Hz
Rated Current	33.4 A	34.8 A
Three-Phase	Optional (480 V)	Optional (380 V / 400 V / 415 V)
Apparent Power	8.8 kVA	8.8 kVA
AC Connection	L1 / L2 / N / PE	L + N + PE
Peak Power (1S)	16000 VA	16000 VA
AC Input (Charging)		
Rated Power	8 kW	8 kW
Rated Voltage / Frequency	120 / 240 V (Split-phase) / 60 Hz	220 / 230 / 240 VAC 50 / 60 Hz
THDI	≤3%	≤3%
AC Connection	L1/L2 / N / PE	L + N + PE
Battery		
Battery Chemistry	LiFePO ₄	LiFePO ₄
DoD	90%	90%
Rated Capacity	10 ~ 30 kWh (Adjustable)	10 ~ 30 kWh (Adjustable)
Voltage	48 VDC (Range 40 ~ 64V)	48 VDC (Range 40 ~ 64 V)
DC Input (PV)		
Max. Power	12 kW	12 kW
Number of MPPT / Number of MPPT Input	3	3
Max. Input Current	30 A / 22 A / 22 A	30 A / 22 A / 22 A
MPPT Voltage Range	70 ~ 540 V	70 ~ 540 V
Number of String per MPPT	2 / 2 / 2	2 / 2 / 2
Start-up Voltage	90 V	90 V
Physical		
Ingress Rating	NEMA 3R	IP54
Scalability	Max. 2 in Parallel	Max. 2 in Parallel
Relative Humidity	0 ~ 100% Non-condensing	0 ~ 100% Non-condensing
Fire Suppression System	Hot Aerosol (Cell & Cabinet)	Hot Aerosol (Cell & Cabinet)
Max. Efficiency	98% (PV to AC) 94.5% (BAT to AC)	98% (PV to AC) 94.5% (BAT to AC)
Topology Operating Ambient	Transformerless	Transformerless
Temperature	-20 ~ 50°C (-4 ~ 122°F)	-20 ~ 50°C (-4 ~ 122°F)
Noise Emission (dB)	≤ 70	≤ 70
Cooling	Natural Cooling	Natural Cooling
Altitude (m)	4000 (>2000 Derating)	4000 (>2000 Derating)
Weight (kg)	≤350 KG	≤350 KG
Dimensions (LxWxH)	1100 x 1100 x 1000 mm	1100 x 1100 x 1000 mm
Standard Compliance	UL9540 / UL9540A / FCC / UL1973 / UL1741 / UL1741SA / IEC61000 / CA RULE 21	EN50549, AS4777.2, VDE4105, G99, IEC61000, NB/T 32004, IEC62109, NB/T 32004, UL1741, IEC61000, NB/T 32004

1. All pictures shown are for reference only and data are based on ROYPOW standard test procedures.

2. Actual performance may vary according to local conditions. Only authorized personnel are allowed to operate or make adjustments to the batteries.

3. We reserve the right to make revisions as well as product alterations and improvements at any time without prior notice.

On-/Off-Grid Commercial & Industrial Energy Storage System

High Output,
High Efficiency,
High Safety.



Advantages of Liquid Cooling Energy Storage System



Efficient Thermal Management Solution

Advanced liquid cooling system effectively reduces temperature rise and improves system temperature consistency, which helps guarantee high efficiency and long lifespan.



Balancing Friendly Structure Design

Packed with large-capacity 314 Ah cells, which reduces the number of packs for a more compact battery pack design and improves the internal structural balance issues.



Flexible Configuration

Modular design allows for multiple configurations of DC-DC converters to meet specific power needs and maximize cost-effectiveness for your investment.



Reliable Fire Suppression Solution

Multi-level safety protection includes battery-level fire suppression, cabinet-level fire suppression, flammable gas emission, and explosion-proof design to prevent combustion and ensure stable operation.



High Reliability

The liquid-cooled system is manufactured in the industry-leading automotive-grade manufacturing workshop for enhanced quality and durability.




Intelligent Management

Intelligent Energy Management System (EMS) supports remote performance and status monitoring through web to enhance the reliability of system operation.

EnergyThor Series System Composition

2



 4409.2 lbs
(2,000 kg)

Specifications

 Orange / Yellow / Gray Optional

Model	X120/90/60/30KT-U/A	X120/90/60/30KT-E/A
AC Output (On-grid)		
Rated Power	30 kW/60 kW/90 kW/120 kW	30 kW/60 kW/90 kW/120 kW
Rated Voltage / Frequency	480 V (±15) / 60 Hz	400 VAC / 50 Hz
THDI	≤3%	≤3%
Apparent Power	33 kVA x N (N=1~4 adjustable)	33 kVA x N (N=1~4 adjustable)
AC Connection	3P3W + PE	3P3W + N + PE
Power Factor	-0.8 ~ +1	-0.8 ~ +1
AC Output (Off-grid)		
Rated Power	30 kW x N (N=1~4 adjustable)	30 kW x N (N=1~4 adjustable)
Rated Voltage / Frequency	480 V (±5) / 60Hz	400 VAC / 50Hz
THDI	≤3%	≤3%
Backup Switch Time	20 ms	20 ms
Apparent Power	33 kVA x N (N=1~4 adjustable)	33 kVA x N (N=1~4 adjustable)
AC Connection	3P3W + PE	3P3W + N + PE
Power Factor	-0.8 ~ +1	-0.8 ~ +1
Over Capacity	110%~120%, 10 min 120%~130%, 1 min 130%~150%, 200 ms >150%, 100 ms	110%~120%, 10 min 120%~130%, 1 min 130%~150%, 200 ms >150%, 100 ms
Battery		
Battery Chemistry	LiFePO ₄	LiFePO ₄
DoD	90%	90%
Rated Capacity	209 kWh	209 kWh
DC Input (PV)		
Max. Power	45 kW x N (N=1~4 adjustable)	45 kW x N (N=1~4 adjustable)
Number of MPPT / Number of MPPT Input	3 x N	3 x N
Max. Input Current	35 A / 35 A / 35 A	35 A / 35 A / 35 A
MPPT Voltage Range	200 ~ 750 V	200 ~ 750 V
Number of String per MPPT	2	2
Start-up voltage	250 V	250 V
Physical		
Ingress Rating	NEMA 3R	IP54
Scalability	Max. 2 in parallel	Max. 2 in parallel
Relative Humidity	0 ~ 100% non-condensing	0 ~ 100% non-condensing
Fire Suppression System	Hot aerosol (cell & cabinet)	Hot aerosol (cell & cabinet)
Max. Efficiency	93.5%	93.5%
Topology	Transformer	Transformer
Operating Ambient Temperature	-20 ~ 50°C (-4 ~ 122°F)	-20 ~ 50°C (-4 ~ 122°F)
Noise Emission (dB)	≤70	≤70
Cooling	Liquid cooling	Liquid cooling
Altitude (m)	4000 (>2000 derating)	4000 (>2000 derating)
Weight (kg)	≤3 ton	≤3 ton
Dimensions, LxWxH	1450 x 1900 x 2250 mm	1450 x 1900 x 2250 mm
Standard Compliance	UL9540 / UL9540A / FCC / UL1973 / UL1741 / UL1741SA / IEEE1547 / CA RULE 21	EN50549, AS4777.2, VDE4105, G99, IEEE1547, NB/T 32004, IEC62109, NB/T 32004, UL1741, IEC61000, NB/T 32004

1. All pictures shown are for reference only and data are based on ROYPOW standard test procedures.

2. Actual performance may vary according to local conditions. Only authorized personnel are allowed to operate or make adjustments to the batteries.

3. We reserve the right to make revisions as well as product alterations and improvements at any time without prior notice.

ROYPOW, Your Trusted Partner

For One-stop Energy Solutions

ROYPOW TECHNOLOGY is dedicated to the R&D, manufacturing and sales of motive power systems and energy storage systems as one-stop solutions.

With more than 20 years of combined experience in manufacturing renewable energy and battery systems, ROYPOW provides Lithium-ion Batteries covering most daily living and working fields: for Low-Speed Vehicles such as golf carts, personnel carriers; Industrial Batteries for use in Material Handling Equipment such as forklifts, aerial work platforms and floor cleaning machines as well as renewable Energy Storage Systems for residential, commercial, industrial, vehicle-mounted and marine applications.

ROYPOW has established a worldwide network to serve customers with a manufacturing center in China and subsidiaries in the USA, the UK, Germany, the Netherlands, South Africa, Australia, Japan and Korea to date. ROYPOW owns and operates fully automatic production lines, a full range of test equipment and an advanced MES that collectively address all aspects of its manufacturing process, from electronics, software design to module assembly, battery assembly as well as initial and final testing. ROYPOW focuses on the self-development of power electronics technologies, including PCS, BMS, and EMS as the core competence.

As a renewable energy innovator, ROYPOW is committed to the mission of achieving energy sustainability while creating a better life for human beings.



R&D and Manufacturing Highlights

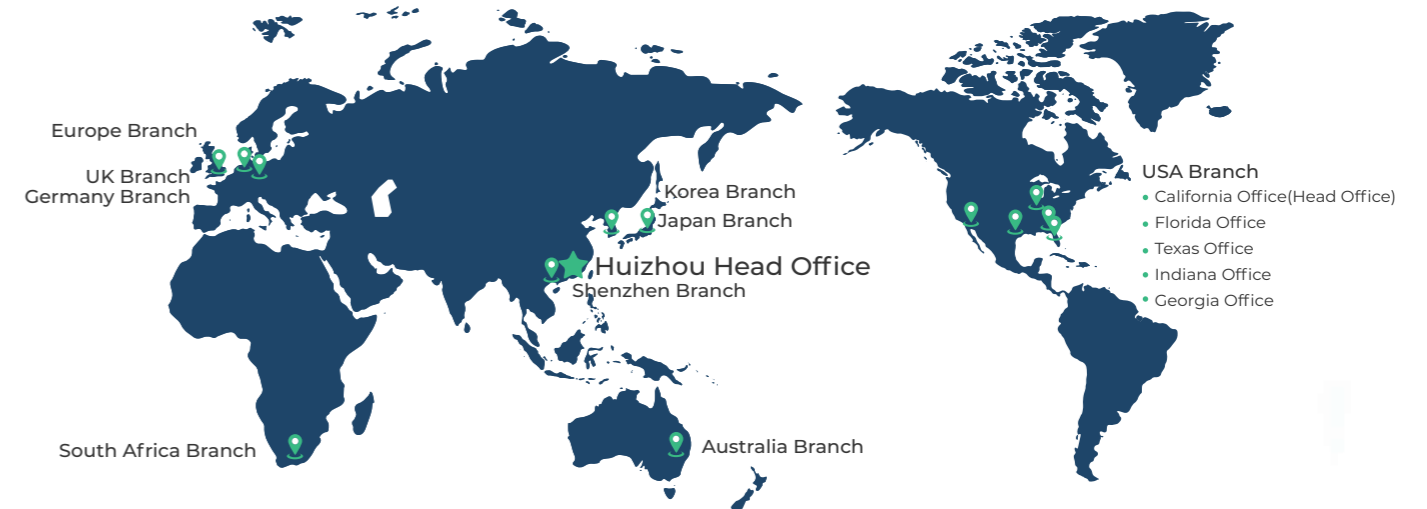
As a result of these investments, ROYPOW is capable of "end-to-end" integrated delivery making our products out-perform the industry norms.

- All-round testing.
- Integrated design.
- Advanced MES system.
- IATF 16949 automotive quality management system certification
- QC system.
- Persistent technology innovation.
- Fully automatic production line.
- ISO12405-2 vibration performance and safety testing of automotive lithium batteries

Global Sales and Service Network System

- Timely Delivery.
- Hassle-free After-sales Service.
- Fast Response Technical Support.

ROYPOW has comprehensively unfolded its overseas market layout to ensure the localization of R&D, manufacturing, marketing and service, becoming one of your most reliable and valuable partners.



Upgrading to New Technology, with Our Turnkey Solutions.

With years of dedication to new energy solutions, we are proud to offer customers professional solutions for:

- ✓ **Low-speed Vehicle Batteries** including golf carts and sightseeing cars;
- ✓ **Vehicle-Mounted Energy Storage Systems & Batteries** Including RV and truck energy storage and air conditioning systems, off-grid solar systems for RV, as well as power batteries for electric motorcycles and airport ground support equipment;
- ✓ **Residential Energy Storage Systems & Portable Power Units** including home storage and portable energy storage products, as well as off-grid energy storage (for forest cabin, island homes without electricity, etc.);
- ✓ **Chargers** for forklifts, aerial work platforms, floor cleaning machines, golf carts and various marine batteries.
- ✓ **Industrial Batteries** including forklifts, aerial work platforms, floor cleaning machines and electric excavators;
- ✓ **Marine Energy Storage Systems & Batteries** including trolling motors, fish finders, other off-grid energy storage systems for marine, and marine power systems;
- ✓ **Commercial & Industrial Energy Storage Systems** including diesel generator power micro-grid energy storage systems (for tower cranes, air compressors, mixers, crushers, etc);
- ✓ **Battery Systems for Port Equipment** including Reach Stackers, Empty Container Handlers, Carriers, Cranes, Terminal Tractors, and other electric equipment.

