

ROYPOW TECHNOLOGY CO., LTD. has a policy of improving products continuously. All the information in this catalogue is provided for reference only. We reserve the right to make revisions as well as product alterations and improvements at any time without prior notice. Trademarks are the property of ROYPOW TECHNOLOGY CO., LTD. or their respective owners. Technical data and illustrations are not binding. We assume no liability for misprints.

Version: October 28, 2024, Off-Grid Energy Storage System



ROYPOW Technology Co., Ltd.

Tel: +86 (0)752-327 9099

Email: sales@roypow.com
service@roypow.com
marketing@roypow.com

Web: www.roypow.com

Add: ROYPOW Industrial Park, No.16, Dongsheng South Road, Chenjiang Street, Zhongkai High-Tech District, Huizhou City, Guangdong Province, China

ROYPOW (USA) Technology Co., Ltd.

Tel: +1 512 688 5555 (Texas Office)

Email: sales@roypowusa.com

Service Support: +1 626 269 0547
Email: service@roypowusa.com

Web: www.roypow.com

Head Office: 5901 Triumph St, Commerce, CA 90040, USA

Texas Office: 2350 Campbell Creek Blvd #100 Richardson, TX 75082, USA

Florida Office: 277 Douglas Avenue, Unit 1004, Altamonte Springs, FL 32714, USA

Indiana Office: 5545 W Raymond St, Ste H Indianapolis, IN 46241, USA

Georgia Office: 1150 Cobb International Pl NW Ste E, Kennesaw, GA 30152, USA

ROYPOW Technology UK Limited

Tel: +44 (0) 7918 955 940

Email: sales.uk@roypow.com

Add: Regus Green Park, 200 Brook Dr, Reading RG2 6UB, UK

ROYPOW Battery Technology (Pty) Ltd

Email: sales.za@roypow.com

Tel: +27 71 434 3769

Add: 53 Lake Rd, Longmeadow Business Estate, Edenvale, 1609, South Africa

ROYPOW (Europe) Technology B.V.

Email: sales.eu@roypow.com

Tel: +31 702 001 114

Web: www.roypoweurope.com

Add: Seattleweg 1, 3195 ND, Pernis, The Netherlands

ROYPOW Australia Technology Pty Ltd

Email: sales@roypowtech.com.au

Tel: +61 29185 0814

Web: www.roypowtech.com.au

Add: Suite 803a, 18 Orion Road, Lane Cove, NSW, 2066, Australia

ROYPOW Technology GmbH

Tel: +49 (0) 176 2358 8956

Email: sales.de@roypow.com

Web: www.roypow.gmbh

Add: Rosa-Parks-Straße 4, 64295 Darmstadt, Germany

ROYPOW株式会社

Tel: +81 090 7092 6969

Email: info@roypow.co.jp

Web: www.roypow.co.jp

Add: 〒271-0094 千葉県松戸市上矢切299-7

ROYPOW Technology Co., Ltd (Korea)

Tel: 1555-2016

Email: sales.kr@roypow.com

Add: 2405, GIDC Gwangmyeong station A Dong, 43 Iljik-ro, Gwangmyeong-si, Gyeonggi-do, Korea



Euro-standard

Residential Energy Storage System

Experience the Freedom of Energy Independence



sales@roypow.com
www.roypow.com

*ROYPOW,
Your Trusted Partner*

Contents

About Us

5.1 kWh Wall-Mounted LiFePO₄ Battery

5.1 kWh Rack-Mounted LiFePO₄ Battery

5.1 kWh Stack-Mounted LiFePO₄ Battery

9.8 kWh Wall-Mounted LiFePO₄ Battery

6 kW Off-Grid Inverter

12 kW Off-Grid Inverter



ROYPOW

For One-stop New Energy Solutions

- R&D, manufacturing and sales of motive power systems and energy storage systems as one-stop solutions
- Fully automatic production lines, a full range of test equipment and an advanced MES
- Covering Low-Speed Vehicles' Batteries, Industrial Batteries, as well as Residential ESS, Commercial & Industrial ESS, and Mobile ESS
- Self-development of power electronics technologies, including PCS, BMS, and EMS



750+ Employees
190+ R&D People
105,000 m² Headquarters Floor Area
2,500 m² Testing Center
202 Patents

Quality Control Certificates:

- ✓ Environmental Management System: ISO 14001:2015
- ✓ Occupational Health and Safety Management System: ISO 45001:2018
- ✓ Quality Management System: ISO 9001:2015, IATF16949:2016
- ✓ Information Security Management System: ISO/IEC 27001:2022
- ✓ Social Accountability Management System: SA8000:2014
- ✓ Hazardous Substance Process Management: IECQ QC 080000



Product Certifications:

UL 1973, UL 9540A, UL 9540, UL 2580, UL 2271, UL 1741
 IEC 62619
 EN 62477, EN 62040, (EU) 2023/1542, EN 62109-1, EN 62109-2

UL **EMC** **FCC, IEC/EN 61000-6, BS EN IEC 61000-6**
GRID **Functional Safety** **IEC 60730, ISO 13849-1**
CB **Transport** **UN 38.3**
CE **RoHS** **RoHS Directive 2011/65/EU & (EU) 2015/863**

R&D and Manufacturing Highlights

As a result of these investments, ROYPOW is capable of "end-to-end" integrated delivery, making our products out-perform the industry norms.

- Fully Automatic Production Lines
- BMS, PCS, EMS All Designed in House
- All-round Testing
- Advanced MES System

Global Sales and Service Network

- Timely Delivery
- Hassle-free After-sales Service
- Fast Response Technical Support

ROYPOW has comprehensively unfolded its overseas market layout to ensure the localization of R&D, manufacturing, marketing and service, becoming one of your most reliable and valuable partners.



Upgrading to New Technology, with Our Turnkey Solutions.

With years of dedication to new energy solutions, we are proud to offer customers professional solutions for:

- Low-speed Vehicle Batteries
- Battery Systems for Off-highway Applications
- Residential Energy Storage Systems
- Mobile Energy Storage Systems
- Industrial Batteries
- Battery Systems for Emerging Applications
- Commercial & Industrial Energy Storage Systems
- Chargers



Versatile Off-Grid System

Ideal for powering homes, remote cabins, resorts, rural areas, and businesses in regions where the grid access is limited or unavailable. Go off the grid with peace of mind.





LIFEPO₄ BATTERY

5.1 ~ 81.6 kWh

Reliable Power for Off-Grid Living

Up to **5** kW / Module
Maximum Continuous
Discharge Power

Up to **16** Units
Flexible Capacity Expansion

> 6,000 Times
Cycle Life

10 Years
Warranty



Safe

✓ Advanced Cobalt-free LiFePO₄
Battery Technology

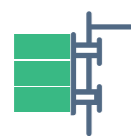
✓ Intelligent BMS with
Multiple Protections



Reliable

✓ Long Design Life

✓ Zero Maintenance and
No Frequent Swapping



Convenient

✓ Modular and Stacked
Design for Easy Installation

✓ Ground-mounted or
Wall-mounted Installation

System Specification

RBmax5.1L-F

Electric Data

Nominal Energy (kWh)	5.12
Usable Energy (kWh)	4.79
Cell Type	LFP (LiFePO ₄)
Nominal Voltage (V)	51.2
Operating Voltage Range (V)	44.8 ~ 56.8
Max. Continuous Charge Current (A)	100
Max. Continuous Discharge Current (A)	100

General Data

Weight (Kg / lbs.)	48 Kg / 105.8 lbs.
Dimensions (W × D × H) (mm / inch)	500 x 167 x 490 mm / 19.69 x 6.57 x 19.29 inch
Operating Temperature (°C)	0 ~ 55°C (32 ~ 131°F) (Charge), -20 ~ 55°C (4 ~ 131°F) (Discharge)
Storage Temperature (°C) Delivery SOC State (20~40%)	>1 Month: 0 ~ 35°C (32 ~ 95°F); ≤1 Month: -20 ~ 45°C (-4 ~ 113°F)
Relative Humidity	≤ 95%
Max. Altitude (m)	4000 m / 13,123 ft (>2,000 m / >6,561.68 ft derating)
Protection Degree	IP 20
Installation Location	Ground-Mounted; Wall-Mounted
Communication	CAN, RS485

Certification

EMC	CE
Transportation	UN38.3

Warranty

Warranty (Years)	10 Years
------------------	----------

Model	1*RBmax5.1L-F/FA	2*RBmax5.1L-F/FA	3*RBmax5.1L-F/FA	4*RBmax5.1L-F/FA	5*RBmax5.1L-F/FA	6*RBmax5.1L-F/FA	7*RBmax5.1L-F/FA	8*RBmax5.1L-F/FA
Nominal Energy (kWh)	5.12	10.24	15.36	20.48	25.6	30.72	35.84	40.96
Usable Energy (kWh)	4.79	9.58	14.37	19.16	23.95	28.74	33.53	38.32
Scalability (kWh)	Max. 16 in parallel, Max. 81kWh							
Nominal Voltage (V)	51.2							
Operating Voltage Range (V)	44.8-56.8							
Nominal Charge/Discharge Current (A)	50 / 50	100 / 100	150 / 150	200 / 200	250 / 250	300 / 300	350 / 350	400 / 400
Max. Charge/Discharge Current(A)	100 / 100	100 / 200	150 / 300	200 / 400	250 / 400	300 / 400	350 / 400	400 / 400





System Specification

Model	RBmax5.1L-FX
Electric Data	
Nominal Energy (kWh)	5.12
Usable Energy (kWh)	4.79
Cell Type	LFP (LiFePO4)
Nominal Voltage (V)	51.2
Operating Voltage Range (V)	44.8~56.8
Max. Continuous Charge Current (A)	100
Max. Continuous Discharge Current (A)	100
General Data	
Weight (Kg / lbs.)	45 Kg / 99.2 lbs.
Dimensions (W x D x H) (mm / inch)	442 x 560 x 173 mm / 17.4 x 22.05 x 6.81 inch
Operating Temperature (°C)	0 ~ 55°C (32 ~ 131°F) (Charge), -20 ~ 55°C (4 ~ 131°F) (Discharge)
Storage Temperature (°C) Delivery SOC State (20~40%)	>1 Month: 0 ~ 35°C (32 ~ 95°F); ≤1 Month: -20 ~ 45°C (-4 ~ 113°F)
Relative Humidity	≤ 95%
Max. Altitude (m)	4000 m / 13,123 ft (>2,000 m / >6,561.68 ft derating)
Protection Degree	IP 20
Installation Location	Ground-Mounted or Wall-Mounted
Communication	CAN, RS485
Certification	
Safety	IEC 62619
EMC	CE
Transportation	UN38.3
Warranty	
Warranty (Years)	10 years



LIFEPO₄ BATTERY


5.1 ~ 81.6 kWh

Long-Lasting, Reliable Power Storage Solution


Up to **16** Units
Flexible Capacity Expansion

>**6,000** Times
Cycle Life

10 Years
Warranty

 **Advanced LiFePO₄ Technology**
Safe Battery Cells from Global Top 3 Brands

 **Intelligent BMS**
Intelligent Monitoring & Multiple Protections

 **High Compatibility**
Compatible with Many Brands of Inverter Protocols

 **Easy Installation**
Stackable with Flexible Brackets

 **APP Support**
Remote Monitoring of Battery Status

 **Wake-up Function**
Reactivate and Recharge Asleep Batteries

Model	1*RBmax5.1L-FX	2*RBmax5.1L-FX	3*RBmax5.1L-FX	4*RBmax5.1L-FX	5*RBmax5.1L-FX	6*RBmax5.1L-FX	7*RBmax5.1L-FX	8*RBmax5.1L-FX
Nominal Energy (kWh)	5.12	10.24	15.36	20.48	25.6	30.72	35.84	40.96
Usable Energy (kWh)	4.79	9.58	14.37	19.16	23.95	28.74	33.53	38.32
Scalability (kWh)	Max. 16 in parallel, Max. 81kWh							
Nominal Voltage (V)	51.2							
Operating Voltage Range (V)	44.8-56.8							
Nominal Charge/Discharge Current (A)	50 / 50	100 / 100	150 / 150	200 / 200	250 / 250	300 / 300	350 / 350	400 / 400
Max. Charge/Discharge Current(A)	100 / 100	100 / 200	150 / 300	200 / 400	250 / 400	300 / 400	350 / 400	400 / 400

CE IEC 62619 UN38.3



LIFEPO₄ BATTERY

5.1 ~ 81.6 kWh

Empowering Sustainable Energy Storage for Homes





Up to **16** Batteries
Flexible Capacity Expansion

> **6,000** Times
Cycle Life

IP65
Ingress Rating

10 Years
Warranty

 **Advanced LiFePO₄ Technology**
Safe, Cobalt-free Battery Chemistry

 **Modular and Stacked Design**
Easier Installation

 **Safe Protection**
Intelligent BMS & Built-in Fire Extinguishing System

 **High Compatibility**
Compatible with Inverters of Leading Brands

Technical Specifications



Model	1*RBmax5.1L	2*RBmax5.1L2	3*RBmax5.1L2	4*RBmax5.1L2	5*RBmax5.1L2	6*RBmax5.1L2	7*RBmax5.1L2	8*RBmax5.1L2
Nominal Energy (kWh)	5.12	10.24	15.36	20.48	25.6	30.72	35.84	40.96
Usable Energy (kWh)	4.79	9.58	14.37	19.16	23.95	28.74	33.53	38.32
Scalability (kWh)	Max. 16 in parallel, Max. 81kWh							
Nominal Charge/Discharge Current (A)	50 / 50	100 / 100	150 / 150	200 / 200	250 / 250	300 / 300	350 / 350	400 / 400
Max. Charge/Discharge Current(A)	100 / 100	100 / 200	150 / 300	200 / 400	250 / 400	300 / 400	350 / 400	400 / 400
Cell type	Lithium iron phosphate (LFP)							
Nominal voltage (V)	51.2							
Operating voltage range (V)	44.8 ~ 56.8							

General Data

Weight (Kg / lbs.)	48.5 Kg 106.9 lbs.	94.3 Kg 207.89 lbs.	140 Kg 308.64 lbs.	185.7 Kg 409.39 lbs.	234.3 Kg 516.54 lbs.	280 Kg 617.29 lbs.	325.7 Kg 718.04 lbs.	371.4 Kg 818.79 lbs.
Dimensions (W x D x H mm / inch)	650x240x460 mm 25.6x9.5x18.1 inch	650x240x790 mm 25.6x9.4x31.1 inch	650x240x1120 mm 25.6x9.4x44.1 inch	650x240x1450 mm 25.6x9.4x57.1 inch	650x240x790+ 650x240x1120 mm 25.6x9.4x31.1 inch+ 25.6x9.4x44.1 inch	650x240x1120+ 650x240x1120 mm 25.6x9.4x44.1 inch+ 25.6x9.4x44.1 inch	650x240x1120+ 650x240x1450 mm 25.6x9.4x44.1 inch+ 25.6x9.4x57.1 inch	650x240x1450+ 650x240x1450 mm 25.6x9.4x57.1 inch+ 25.6x9.4x57.1 inch
Operating temperature (°F/°C) [1]	Charge: 32 ~ 131°F (0 ~ 55°C), Discharge: 4 ~ 131°F (-20 ~ 55°C)							
Storage temperature (°F/°C)	≤1 month: -4 ~ 113°F (-20 ~ 45°C), >1 month: 32 ~ 95°F (0 ~ 35°C)							
Installation location	Indoor/Outdoor, Floor standing or Wall mounted							
Communication	CAN, RS485							
Relative humidity	0 ~ 95%							
Max. altitude (m / ft.)	4000 m / 13,123 ft (>2,000 m / >6,561.68 ft derating)							
Ingress rating	IP 65							

Certification

IEC 62619, UL 1973, EN 61000-6-1, EN 61000-6-3, FCC Part 15, UN38.3

[1] When the ambient temperature is too low or too high, the performance of battery may be limited.

[2] All pictures shown are for reference only and data are based on ROYPOW standard test procedures. Actual performance may vary according to local conditions. Only authorized personnel are allowed to operate or make adjustments to the batteries. We reserve the right to make revisions as well as product alterations and improvements at any time without prior notice.



LIFEPO₄ BATTERY

9.8 ~ 78 kWh

Larger Capacity for Continuous Power Supply



Up to **8** Units
Flexible Capacity Expansion

>**6,000** Times
Cycle Life

10 Years
Warranty

Advanced LiFePO₄ Technology
Safe Battery Cells from Global Top 3 Brands

Intelligent BMS
Intelligent Monitoring & Multiple Protections

High Compatibility
Compatible with Many Brands of Inverter Protocols

Fast Charging
Extended Uptime for Home Backup

APP Support
Remote Monitoring of Battery Status

Wake-up Function
Reactivate and Recharge Asleep Batteries

System Specification

Model	RBmax10L-F
Nominal Energy (kWh)	9.84
Usable Energy (kWh)	9.05
Cell Type	LFP (LiFePO ₄)
Nominal Voltage (V)	48
Rated Capacity (Ah)	205
Combination Method	15S1P
Operating Voltage Range (V)	40.5 ~ 54
Max. Continuous Charge Current (A)	200
Max. Continuous Discharge Current (A)	200

General Data	
Weight (Kg / lbs.)	90 Kg / 198.42 lbs.
Dimensions (W x D x H) (mm)	500 x 180 x 800 mm / 19.69 x 7.09 x 31.49 inch
Operating Temperature (°C)	0 ~ 55 C (32 ~ 131 F) (Charge), -20 ~ 55 C (4 ~ 131 F) (Discharge)
Storage temperature (°C) Delivery SOC State (20~40%)	>1 Month: 0 ~ 35 C (32 ~ 95 F); ≤1 Month: -20 ~ 45 C (-4 ~ 113 F)
Relative Humidity	≤ 95%
Max. Altitude (m)	4000 m / 13,123 ft (>2,000 m / >6,561.68 ft derating)
Protection Degree	IP 20
Installation Location	Ground-Mounted or Wall-Mounted
Communication	CAN, RS485

Certification	
Safety	/
EMC	CE
Transportation	UN38.3

Warranty	
Warranty (Years)	10 years

Model	1*RBmax10L-F	2*RBmax10L-F	3*RBmax10L-F	4*RBmax10L-F	5*RBmax10L-F	6*RBmax10L-F	7*RBmax10L-F	8*RBmax10L-F
Nominal Energy (kWh)	9.84	19.68	29.52	39.36	49.2	59.04	68.88	78.72
Usable Energy (kWh)	9.05	18.1	27.15	36.2	45.25	54.3	63.35	72.4
Scalability (kWh)	Max. 8 in parallel, Max. 78 kWh							
Nominal Voltage (V)	51.2							
Operating Voltage Range (V)	44.8-56.8							
Nominal Charge/Discharge Current (A)	100 / 100	200 / 200	300 / 300	400 / 400	400 / 400	400 / 400	400 / 400	400 / 400
Max. Charge/Discharge Current(A)	200 / 200	400 / 400	400 / 400	400 / 400	400 / 400	400 / 400	400 / 400	400 / 400



SOLAR INVERTER

6 ~ 72 kW

Compact and Light, Designed for Efficient Energy Production




98%
Peak Efficiency

Up to **12** Units
Parallel Working

10 ms UPS
Seamless Switch


Three-Phase
Connection via
Parallel Connection

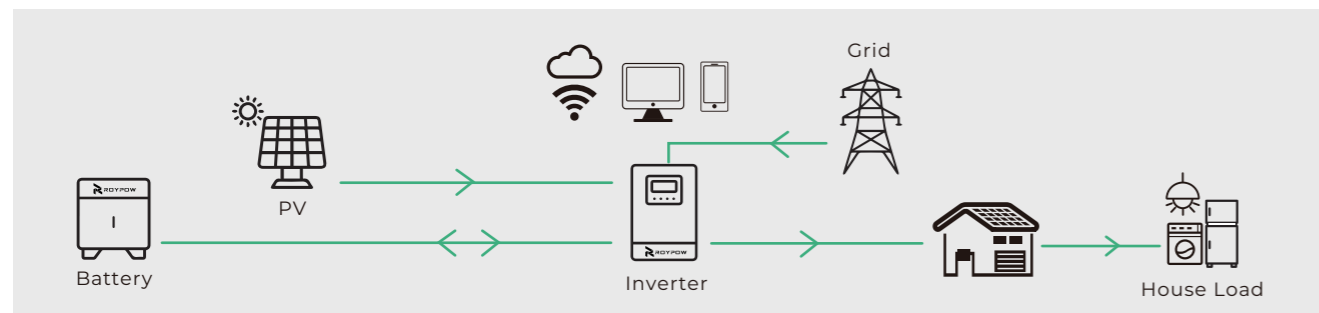
5 Years
Additional Cost
for Extended Warranty

 Pure Sine Wave Output

 Built-in BMS Communication

 Wide MPPT Operating Range

 Multiple Safe Protections



System Specification

Model	R6000S-E
PV (DC Input)	
Recommended Max. PV Input Power (W)	6000
Max. Input Voltage (VOC) (V)	500
MPPT Operating Voltage Range (V)	85 V - 450 V (@75V Start up)
Number of MPPT	1
Max. Number of Input Strings per MPPT	1
Max. Input Current per MPPT (A)	27
Max. Short-circuit Current per MPPT (A)	35
Grid (AC Input)	
Max. Input Power (W)	11500
Max. Input Current (A)	50
Rated Grid Voltage (Vac)	220 / 230 / 240
Rated Grid Frequency (Hz)	50 / 60
Acceptable Range	170 - 280 Vac (For UPS); 90 - 280 Vac (For Home Appliances)
Battery (Bi-direction)	
Battery Type	LiFePO ₄ / Lead-acid
Battery Voltage Range (Vdc)	40-60
Rated Battery Voltage (Vdc)	48
Max. Charge / Discharge Current (A)	120 / 130
BMS Communication Mode	RS485
Backup Output (AC Output)	
Rated Output Power	6000W / 6000VA
Rated Output Current (A)	27.3
Rated Output Voltage / Frequency	220 / 230 / 240Vac 50 / 60Hz
Parallel Capacity	Max. 12 Units
Surge Power	12000 VA 5 s
THDv (@ Linear Load)	<3%
Switch Time	10ms Typical (For UPS), 20ms Typical (For Home Appliances)
Efficiency	
Peak Efficiency	98%
Max. MPPT Efficiency	99.90%
Protection	
Inner Protection	Output Short-circuit Protection, Output Overvoltage Protection
Surge Protection	PV: Type III, AC: Type III
IP Rating	IP54
General Specifications	
Operating Temperature Range	-10°C ~ 55°C
Relative Humidity Range	5% ~ 95%
Max. Operating Altitude	>2,000 m / >6,561.68 ft derating
Standby Self-consumption (W)	<10
Installation Type	Wall-mounted
Cooling Mode	Fan Cooling
Communication	RS232/RS485/Dry Contact/Wi-Fi
Display	LCD
Mechanical Specifications	
Inverter Dimension (L x W x H) (mm / inch)	444.7 x 346.6 x 120 mm / 17.51 x 13.65 x 4.72 inch
Net Weight (kg)	12.4 Kg / 27.33 lbs.
Shipping Dimension (mm)	560 x 465 x 240 mm / 22.05 x 18.31 x 9.45 inch
Gross Weight (kg)	14.6 Kg / 32.19 lbs.
Warranty Period	3 years / 5 years (optional)

CE EN 62109-1 EN 62109-2 IEC 61000



SOLAR INVERTER

12 ~ 72 kW

Efficient, Safe, Reliable for Home Backup



98% Max. MPPT Tracking Efficiency

Up to **6** Units Parallel Working

Three-Phase Connection via Parallel Connection

10 Years Long Lifespan

Up to **144** kW High Power

5 Years Additional Cost for Extended Warranty



Pure Sine Wave AC Power



Easy Installation and Setup



Wide MPPT Operating Range



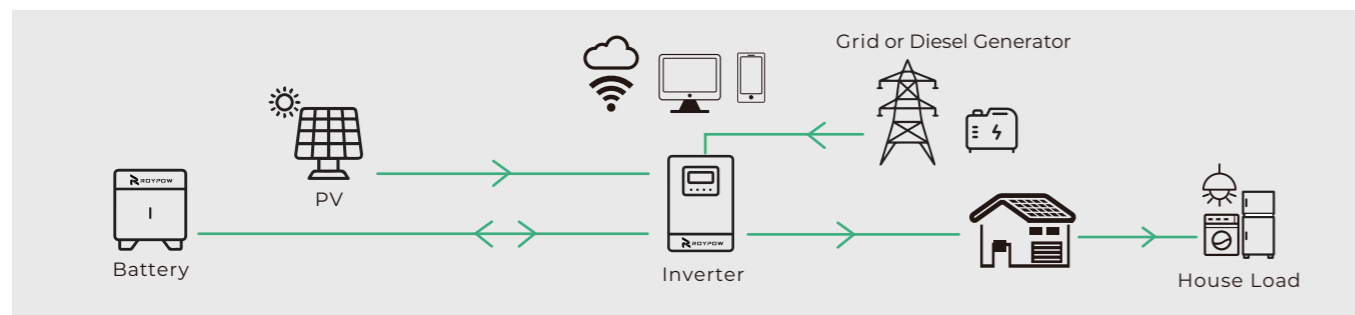
Intelligent Management via LCD Display and Wi-Fi



Comprehensive Safety Protections



Built-in Li-ion Battery BMS Communication



System Specification

Model

R12000S-E

PV Input

Max. PV Input Power (W)	12000
Max. DC Voltage (V)	500
MPPT Voltage Range (V)	85V-450
Rated Voltage (V)	380
Startup Voltage (V)	75
Max. DC Current (A)	27 / 27
Number of MPPT	2
Number of String per MPPT	1
DC Terminal Type	TBD

Battery

Battery Type	Lead-acid / LFP
Rated Voltage (V)	48
Voltage Range (V)	40V-60
Max. Charge / Discharge Power (W)	12000
Max. Charge Current	210A (MPPT: 210A; Grid: 210A)
Max. Discharge Current (A)	230
Max. Charge Voltage (V)	60
Temperature Compensation	Yes (Lithium Battery)
Current / Voltage Monitoring	Yes

AC Input

Max. Input Power (W)	20700
Max. Input Current (A)	90
Rated Input Voltage (V)	220 / 230 / 240
Rated Input Frequency (Hz)	50 / 60
THDi	< 3% (Linear Load)
Power Factor	1

AC Output

Max. Output Power (W)	12000
Rated Frequency (Hz)	50 / 60
Frequency Accuracy	±2%
Voltage Class (V)	220 / 230 / 240
Max. Output Current (A)	54.5
Voltage Stabilization Accuracy	±1%
THDV (Full Load)	< 3% (Linear Load)
Overload Capacity	105% < Load ≤ 150%, Alarm and Shutdown after 10.5 s; Load ≥ 150%, Alarm and Shutdown after 5.5 s

Efficiency

Max. Efficiency (Grid)	95%
Max. Efficiency (Battery)	93%

Protection

Protection	Over-/Under-Voltage Protection, Output Over-Current Protection, Output Short-Circuit Protection, Over-Temperature Protection
------------	--

General Specifications

Dimension (L x W x H)	125 x 535 x 630 mm / 4.92 x 21.06 x 24.80 inch
Weight	25 kg / 55.11 lbs.
Installation	Wall-Mounted
Environmental Temperature Range	-10~-55°C, >40°C Derated (14~131°F, >104°F Derated)
Relative Humidity	5~95%
Max. Altitude	>2,000 m / >6,561.68 ft derating
Ingress Rating	IP54
Standby Self-Consumption	<10 W
Cooling Mode	Forced Air Cooling
Noise	<60 dB
Display Type	LCD Display
Communication	RS232 / Dry Contact / Wi-Fi / RS485
Warranty	3 years / 5 years (optional)
Parallel Units	6